

Safer Stockport Partnership



Community Safety Strategic Assessment 2016-17

Headline Findings

Background and methodology



- Statutory requirement to undertake a Strategic Assessment of levels and patterns of crime and disorder in local area.
- Previous Assessment carried out in 2014 – largely a desktop exercise
- Stockport-level overview and 9 place-based locality reports
- 9 Locality Workshops held with range of local practitioners in Feb 2017
- Identified local problems, issues and challenges
- Scoping of existing analysis and data sources
- Trends from 2014-16
- Findings will inform SSP priorities and provide operational intelligence to inform local policing and partnership activity

Structure/ Scope



Priority Themes	Issues examined in the Strategic Assessment
Protecting Vulnerable People	<ul style="list-style-type: none">• Missing from Care/ Home• Domestic Abuse• Child Sexual Exploitation (CSE)• Drugs and Alcohol• Hate Crime
Public Safety and Protection	<ul style="list-style-type: none">• Crime• Anti-Social Behaviour• Fires
Transforming Justice	<ul style="list-style-type: none">• Reoffending
Serious and Organised Crime	<ul style="list-style-type: none">• Organised Criminal Gangs
Strategic Priorities: Radicalisation and Extremism	<ul style="list-style-type: none">• Prevent

Headline Findings



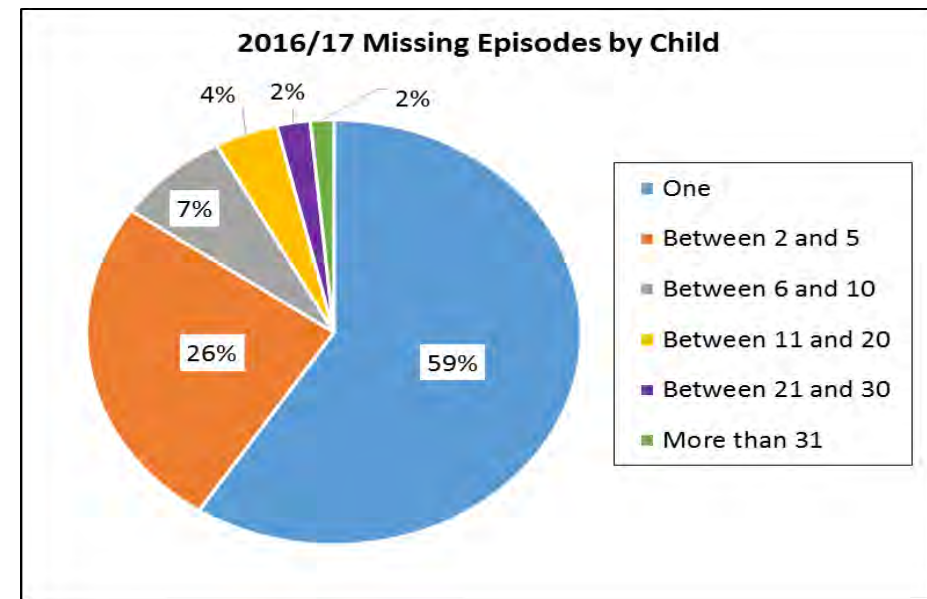
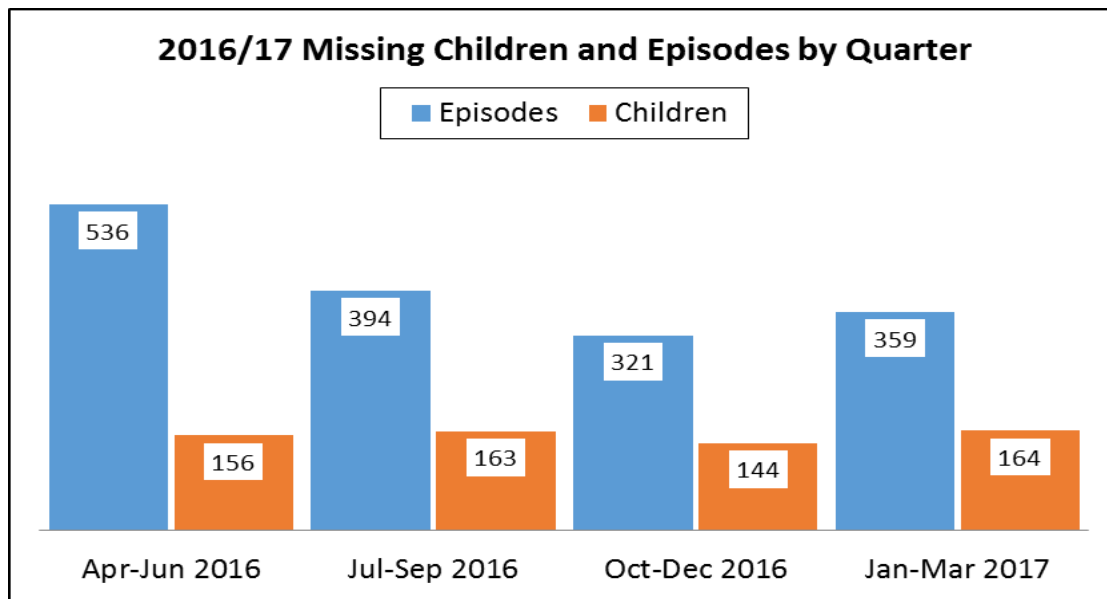
- Overall crime levels in Stockport have risen in line with GM since 2014
- Highest increases in disorder, violence, sexual offences and theft
- Recent increase in burglary in first half of 2017
- Slight increase in anti-social behaviour since 2014 although reducing in 2017, along with GM and national trends
- Children repeatedly missing from home or care has become a major safeguarding and community safety issue
- Central locality identified as a hotspot, with significant proportion of crime, ASB and hate incidents occurring in Stockport Town Centre.

Protecting Vulnerable People



Complex safeguarding risks associated with increase in **children missing from home or care**

- Risks of CSE, drug / alcohol abuse and gang exploitation
- Many going missing multiple times
- High number of 'out-of area' placements in private children's homes



Protecting Vulnerable People



Domestic abuse incidents reducing, but more being recorded as crimes

- Stockport has lowest rate across GM
- Identified as most significant issue in Central locality
- Significant factor in recent increase in children on child protection plans

Significant increase in **Child Sexual Exploitation** incidents and crimes

- From 108 incidents in 2014 to 1,253 in 2016 (3 crimes to 21)
- Stockport has experienced largest increase and most incidents across GM
- Likely to reflect high number of private care homes and out of borough placements
- Also reflects increase awareness, recording systems and work with victims

Protecting Vulnerable People



Drug and alcohol misuse continues to have a major impact

- Alcohol-related hospital admissions above national and GM figures, inc for u-18s
- Numbers accessing treatment programmes also increasing
- Drug & alcohol offences reducing but major factor in other crimes
- Identified as one of biggest issues across all localities

Rising trend for **hate incidents**

- Vast majority (80%) are racially motivated and occur in Town Centre
- Increases seen after specific events such as EU Referendum and Arena bombing
- Reflected across GM and nationally

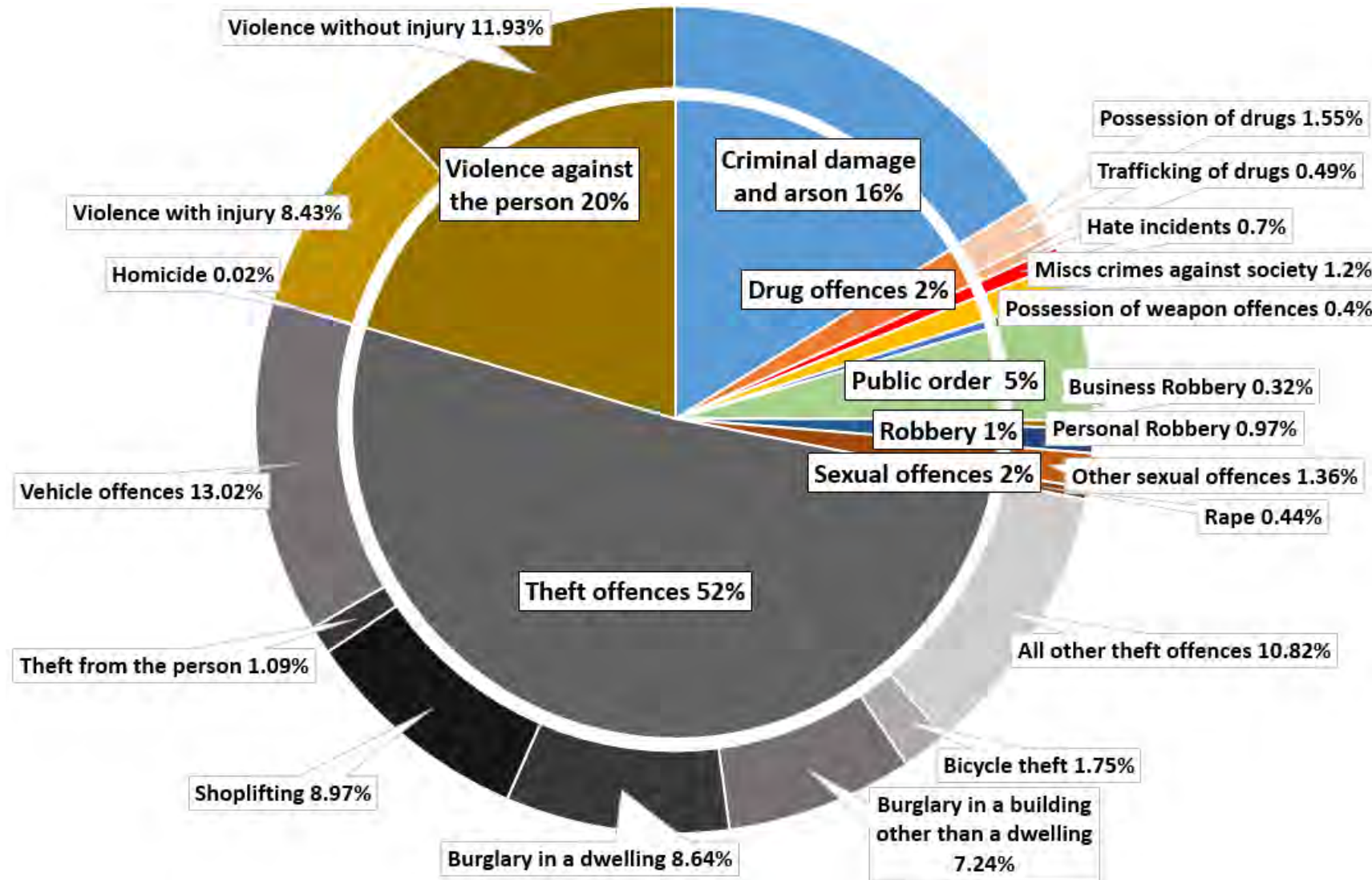
Public Safety and Protection



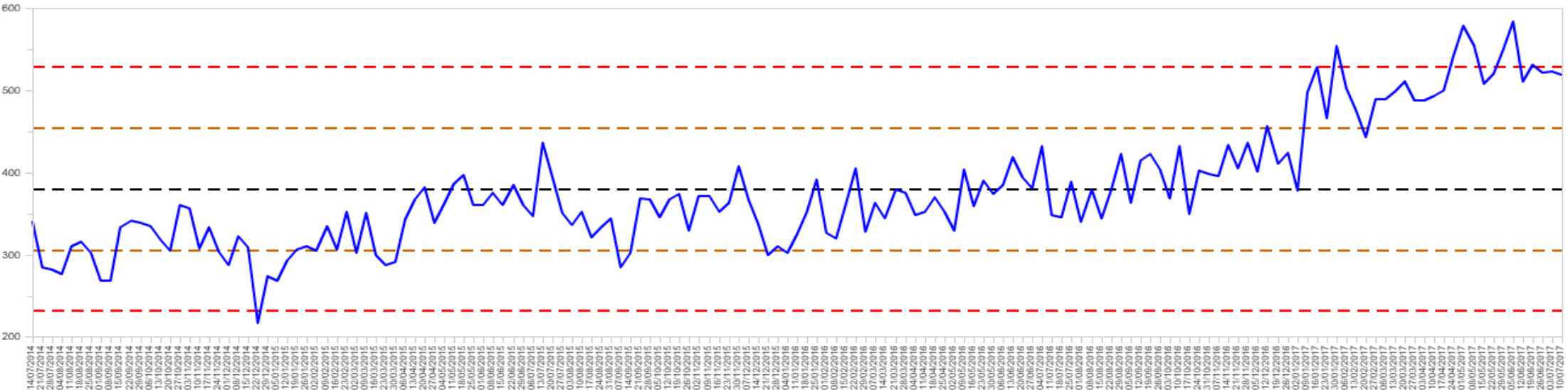
Whilst Stockport's overall crime rate remains lower than most GM authorities, it is higher than statistical neighbours

- 23% increase in recorded crime since 2014
- Increases across all crime types other than fraud and drug offences
- Recent increase in burglary
- Over a fifth of recorded crime in Central locality
- More incidents logged as crimes rather than increase in incidents

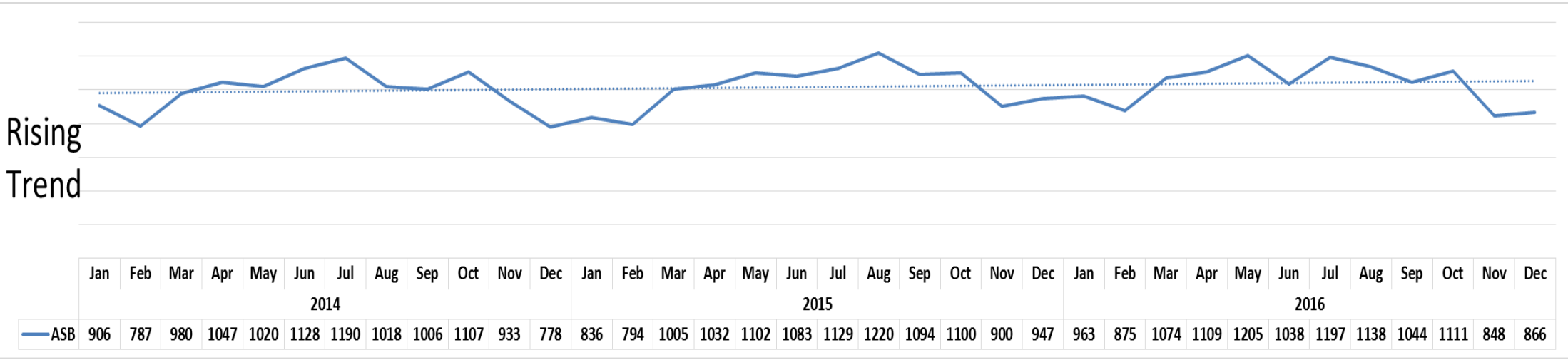
Breakdown of crime by type in Stockport (2014-16)



Recorded crimes in Stockport 2014-16



Anti-Social Behaviour incidents in Stockport 2014-16



Public Safety and Protection



Small increase in **Anti-Social Behaviour** since 2014, but now falling in line with GM and national trends

- Highest proportion in Central locality, particularly in Town Centre
- Nature of ASB differs across localities
- Partnership action led by new ASB Strategy

Number of **deliberate fires** reduced since 2013

- Main issue with vehicle fires which have increased in 2016/17
- Third lowest numbers in GM
- Central, Reddish and Edgeley are main risk areas
- Main cause of accidental fires is cooking

Transforming Justice



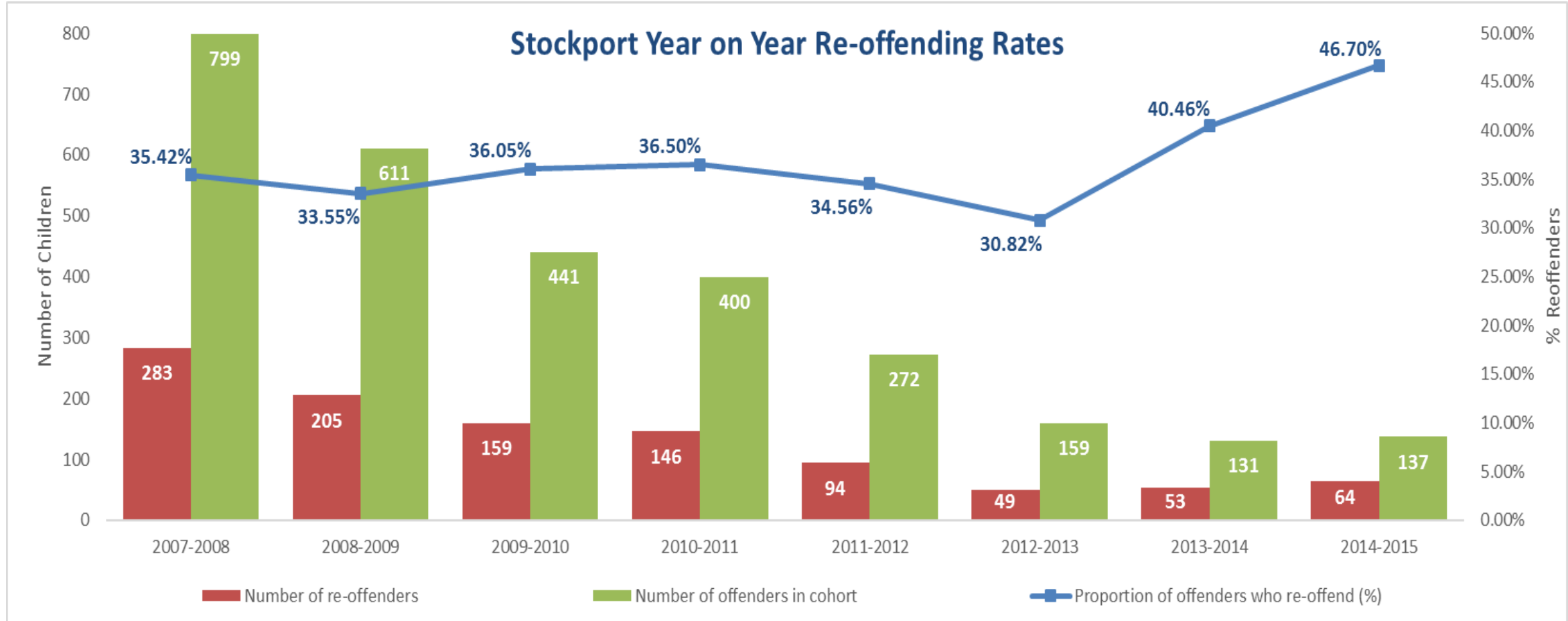
Adult re-offending rates are lower than national and GM average

- Increase in average number of previous offences
- On average, Stockport re-offenders commit fewer crimes than GM and nationally

Decreasing trend in number of **young offenders**

- Smaller cohort, but higher than average rate of re-offending
- Juvenile re-offending is reducing and below GM and statistical neighbours

Stockport Year on Year Re-offending Rates



Serious and Organised Crime



There are **11 Organised Crime Groups (OCGs)** identified in Stockport

- Main activity involves cultivation and supply of drugs
- Also linked to illegal money lending, with 46 individuals involved
- Central locality – esp Brinnington – is focus for several OCGs
- Operation Challenger continuing to drive multi-agency OCG strategy

Strategic Priorities



Stockport's Channel Panel is key to assessing individuals at risk of **radicalisation and extremism**

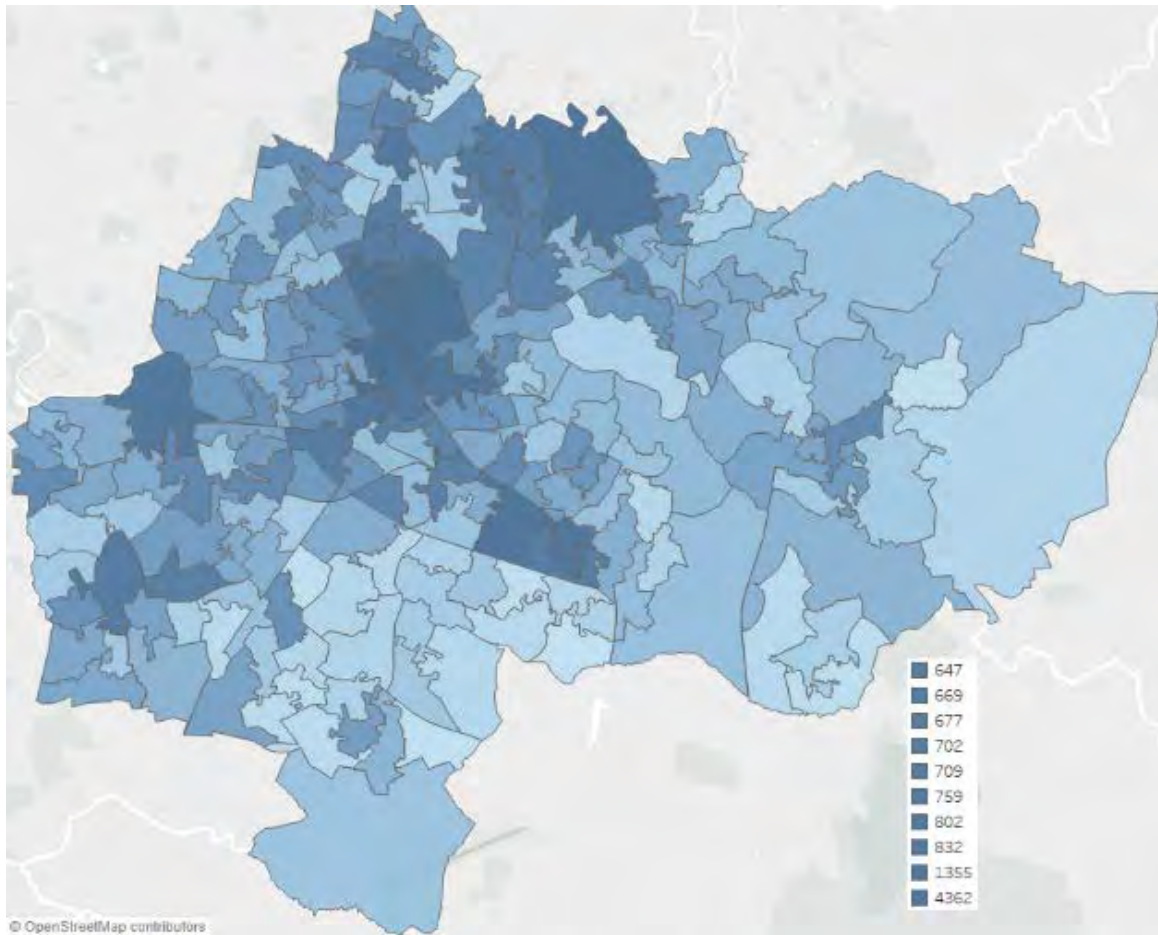
- 38 referrals since 2014 (mainly via schools and colleges)
- Low level of risk, but increasing threats around right wing extremism and link to hate incidents
- Local Prevent Strategy in place to ensure proportionate response

Stockport Localities

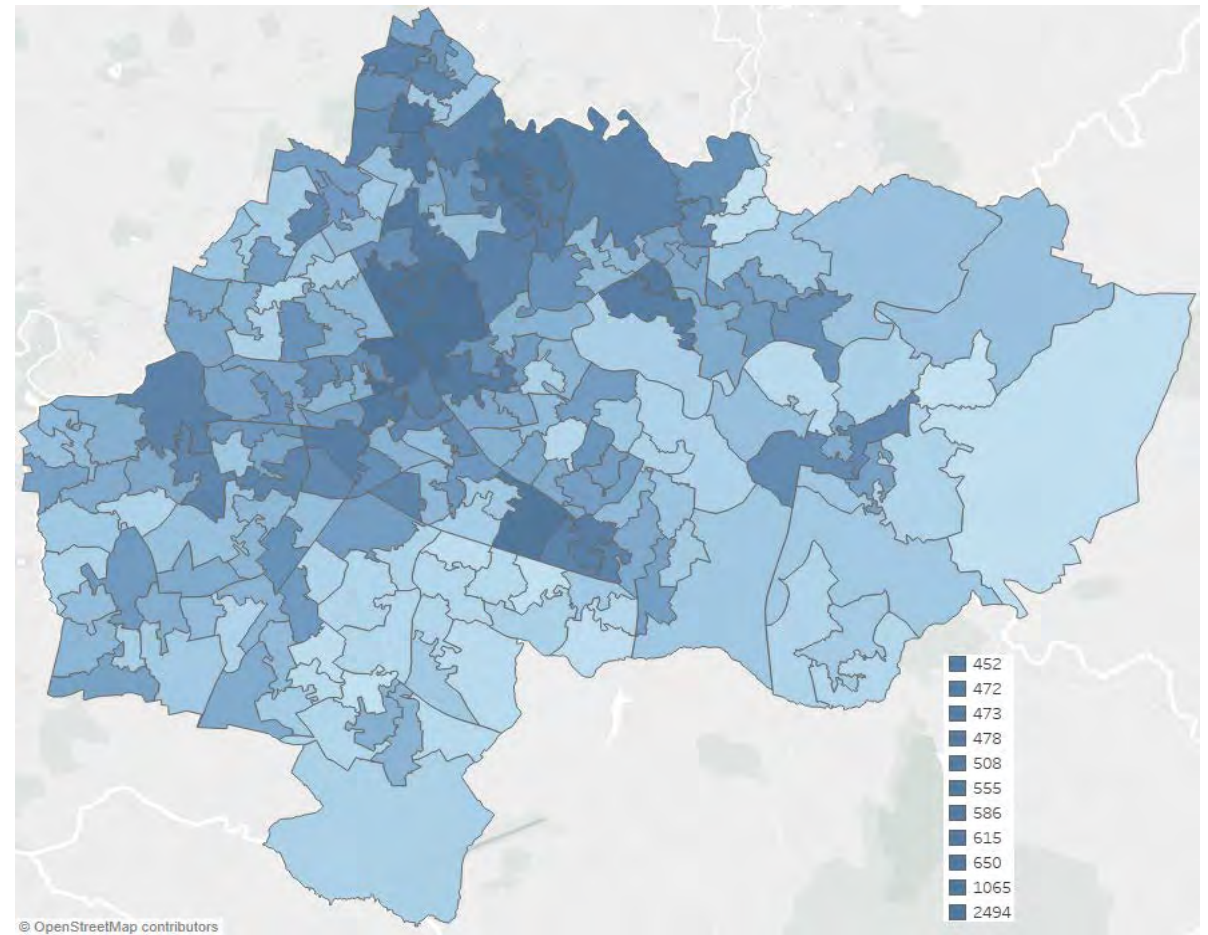


Locality Heat Maps

All Crime



Anti-Social Behaviour



Locality issues



Most common issues raised at locality workshops

1. Alcohol / Drug misuse (top issue in Bramhall, Edgeley, Hazel Grove)
2. Anti-Social Behaviour (top issue in Cheadle, Marple and Reddish)
3. Crime and Demand (top issue in Heatons)
4. Domestic Abuse / Violence (top issue in Central)
5. Fly tipping / Environmental issues
6. Mental Health
7. Fear of Crime / Vulnerability / Social Isolation / Elderly
8. Young People (top issue in Werneth)
9. Unemployment / Low Employment
10. *Specific locality issues – off-road bikes, truancy/ missing children, debt, health, arson, child sexual exploitation*

Many of these issues are often closely linked...

Intelligence Gaps



Some wider issues not picked up locally within Strategic Assessment, but suggested as areas for focus by the GM-wide assessment:

- **Protecting Vulnerable People** – vulnerable adults, mental health, Modern slavery, human trafficking, FGM, honour-based violence, homelessness, support for victims
- **Public Safety and Protection** – cyber-crime – fraud and online scams, crime and ASB on public transport, crime against businesses
- **Serious and Organised crime** – gun crime, knife crime
- **Radicalisation and Extremism** – counter-terrorism, community cohesion

Lack of data on public perception

- Currently no GM or Stockport perception surveys being undertaken
- British Crime survey not available at local level
- GMP consultation on Citizens Contract
- Plans for new perception survey to include Community Safety - results 2018/19